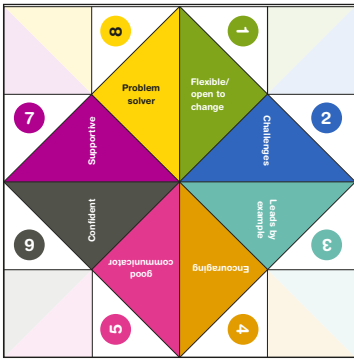
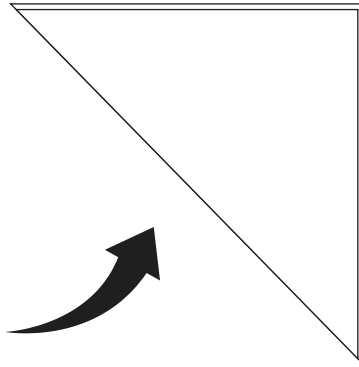


Make a leadership fortune teller!

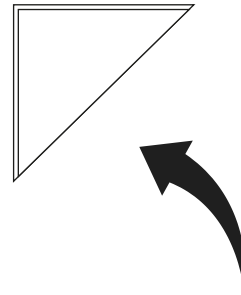
Follow the steps below to make a leadership fortune teller using the printed template in the pull-out section of this pack. On page 16 we've included some ideas and suggestions for how to use the fortune teller. Have fun!



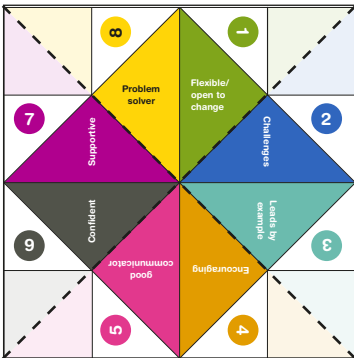
1. Cut out the printed template.



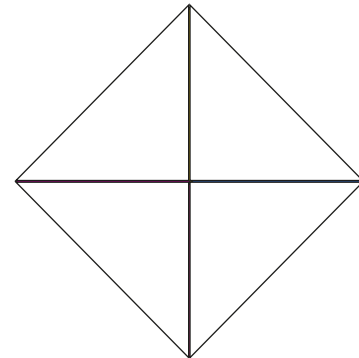
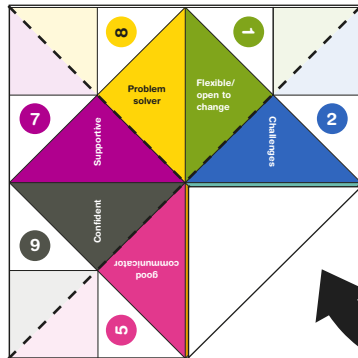
2. Fold the fortune teller in half diagonally.



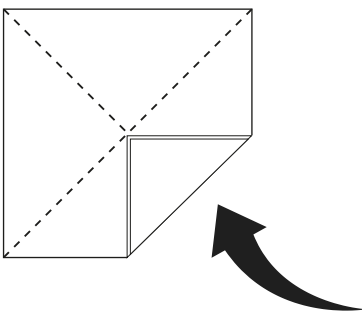
3. Then fold it in half again.



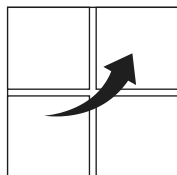
4. Unfold the fortune teller and fold each corner so the points meet in the middle.



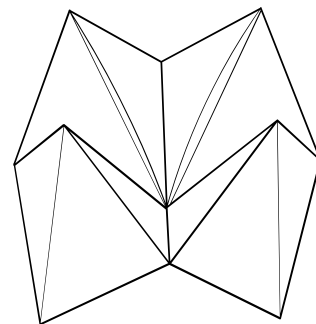
5. It should look like this now.



6. Turn it over and again fold each corner so the points meet in the middle.



7. Turn it over and work your fingers into the flaps. You're now ready to play!



How to use the fortune teller

- 1 What is your favourite number?
- 2 Count out your favourite number
- 3 Choose a number on the fortune teller
- 4 Show what is under the number
- 5 The words or phrases will have something to do with leadership
- 6 Talk about what they mean ... get the leadership conversation started

Once you have talked about what the word or phrase means you may also want to think about:

- ★ Examples of how you use this leadership skill now
- ★ How you might use this skill to help you to make a positive change in your life
- ★ How you might use this skill to help someone else make a positive change in their life

